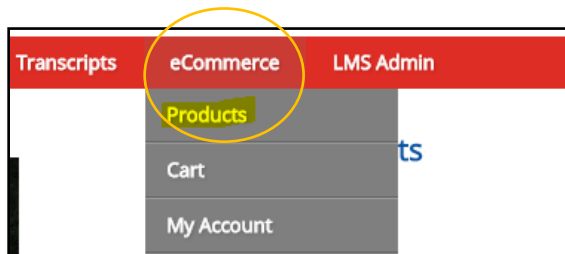


Instructions to purchase and complete the Referee Course (online)

To complete the online part, follow the instructions below

- a) Go to www.aysou.org. You can use your eAYSO or Blue Sombrero credentials to login
- b) After login, you will first need to purchase the Online course
- click on **eCommerce**, then **Products**



- a) Under **Categories**, click **Referee Training**

Categories

Coaching Training
Referee Training
Product Vouchers


Training Courses and Product Vouchers

To find training courses and product vouchers, please select a category on the **Categories Menu**, located on the left-side of the page.

The Coaching and Referee Training Categories contain training courses that can be purchased by any user and are immediately available for use.

The Product Vouchers Category contains all available product vouchers for purchase by Regional personnel or individual user. These vouchers are redeemable for a training course (such as a 6U Coaching or Regional Referee).

Note: Regions pay for the course. Either the volunteer can request to be reimbursed or you can ask your Referee Administrator for a voucher to pay.




Regional Referee Training Course
\$7.00




- See details
- Add to cart
- Buy now**

Complete the Online Pre-Course

1. From AYSO U, after login, Click **My Courses**, where you will see the course you purchase and other courses available to you



2. Select Regional Referee Training, click **OPEN** for the desired course. Click **Launch** to start the online training for each of the modules

<input type="radio"/>	 AYSO's Safe Haven	Open
<input type="radio"/>	 CDC: Concussion Course	Open
<input type="radio"/>	 Regional Referee Training	Open

Below is the list of referee training modules that must be completed. Be sure to print your Regional Referee Certificate

<input type="radio"/>	 Chapter 1: Introduction to Regional Referee	Launch
<input type="checkbox"/>	 Chapter 2: Pre-Game and Post Game Duties	Launch
<input type="checkbox"/>	 Chapter 3: Starting the Game	Launch
<input type="checkbox"/>	 Chapter 4: Stopping the Game	Launch
<input type="checkbox"/>	 Chapter 5: Fouls and Misconduct	Launch
<input type="checkbox"/>	 Chapter 6: Starting or Restarting Play	Launch
<input type="checkbox"/>	 Chapter 7: Offside	Launch
<input type="checkbox"/>	 Chapter 8: Referee Mechanics	Launch
<input type="checkbox"/>	 Final Exam	Launch
<input type="checkbox"/>	 Regional Referee Certificate	Launch
<input type="checkbox"/>	 Regional Referee eBook Download Site	Launch

How to register for a course on AYSO U?

Step 1: go to www.aysou.org

- Click on [Login](#)
- Login using your Blue Sombrero account or your previously used eAYSO account



Step 2: After login, Click on [Live Courses](#)



Step 3: At the next page (See Screenshot below), select the month or date from the calendar for the dates you want to attend a course. A list of available courses will be shown on the right

Su	Mo	Tu	We	Th	Fr	Sa
26	27	28	29	30	31	1
2	3	4	5	6	7	8
9	10	11	12	13	14	15
16	17	18	19	20	21	22
23	24	25	26	27	28	29
30	1	2	3	4	5	6

Today Show All

Mon 10 September 2018

- + 10U Field Session Only Sessions
- + In-person Companion Course for AYSOU Regional Referee Course Sessions
- + 10U Field Session Only Sessions
- + In-person Companion Course for AYSOU Regional Referee Course Sessions
- + Regional Referee Course Sessions

Step 4: Scroll to the date of the course you are interested.

Click **In-Person Companion Course for AYSOU Regional Referee Course** and click on **Sessions**.

Step 5: You will then see a list of Referee Courses. Look for the course you would like to register

- Click on the course name to get the course information (such as location, prerequisites)
- Click **Register** to register for the course

